


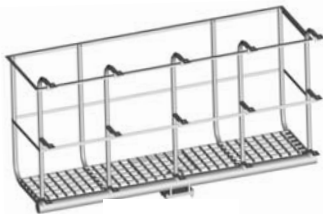
TPT-9



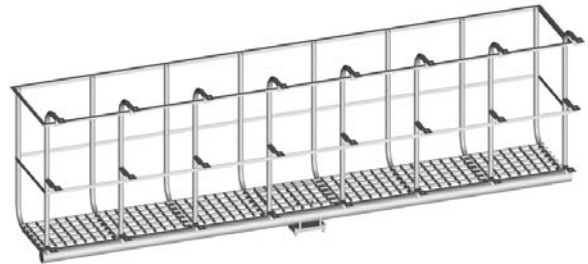
TPT-12



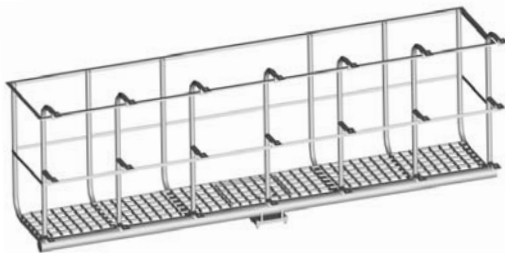
TPT-18



TPT-15



TPT-24



TPT-21

Catalog Number	Luminaire Quantity	EPA (ft ²)	Weight (lbs)
TPT-24	22-24	22.00	1121
TPT-21	19-21	18.33	622
TPT-18	16-18	15.70	567
TPT-15	13-15	12.90	466
TPT-12	10-12	10.10	364
TPT-09	0-9	7.75	270

NOTES:

1. Platforms may be designed for rear-mounted fixtures, specify front and back quantities.
2. Multiple platforms may be used with subsequent platforms side-mounted, contact the factory for more information.
3. Optional pre-raced female receptacle provided at each fixture location. Consult factory for information.
4. Complete pre-wired systems are also available. Please contact factory for more information.